

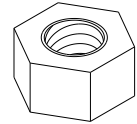
## HARDWARE



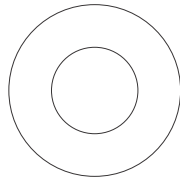
Hitch Pin  
Qty: 2



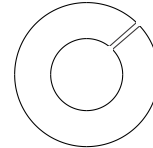
1/4-20  
Flange Nut  
Qty. 16




3/8-16  
Hex Nut  
Qty. 8




12mm Flat  
Washer  
Qty: 4



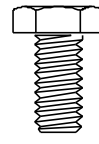
3/8"  
Lock Washer  
Qty. 8



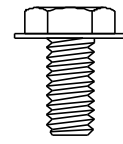
3/8-16x1"  
Hex-Head Bolt  
Qty. 17



1/4-20x1/2"  
Machine Screw  
QTY: 12



1/4-20x1/2"  
Hex-Head Bolt  
Qty. 4



1/4-20x1/2"  
Hex Washer Head Bolt  
Qty. 2

## PARTS LIST

Key	Qty	Description
1	1	SMOKER CHAMBER W/ LID
2	1	FIREBOX LID
3	1	FIREBOX CHAMBER
4	1	TEMPERATURE GAUGE
5	1	TEMPERATURE GAUGE HOLE PLUG
6	2	LID HANDLE
7	1	WARMING SURFACE PLATE, F/ FIREBOX
8	1	DAMPER ASSEMBLY
9	1	DOOR LATCH
10	3	FIRE GRATE
11	3	COOKING GRATE, SMOKER
12	2	COOKING GRATE, FIREBOX
13	1	FRONT SHELF
14	1	PULL HANDLE
15	2	WHEEL
16	2	LONG LEG
17	2	SHORT LEG
18	1	BOTTOM SHELF ASSEMBLY
19	1	SMOKE STACK
20	1	DAMPER, F/ SMOKE STACK
21	1	CAP, F/ SMOKE STACK
22	1	SPRING, F/ DAMPER
23	1	DAMPER SCREEN

### NOT Pictured

...	1	HARDWARE PACK
...	1	ASSEMBLY MANUAL

# PARTS DIAGRAM

